

Welcome to Eaves Primary School




We have made a book to share our lovely school with you. Here are some of the things you can look forward to...

Welcome to FS2 at Eaves Primary School

Mrs Hoyle



Miss Hill



Mrs Tyms

This is the FS2 Team
who will be working
with you this year.

Here is the outside of our school...



After you have eaten your dinner,
you will come for a play on this
playground at the front of school.

Uniform



We wear a white shirt and a stripy tie with a purple cardigan or v neck jumper and grey pants, skirt or pinafore.

In the summer, we can wear grey shorts or a purple summer dress.

Snack time



This is our snack area in class.

We have fruit and vegetables at our snack table.

We have milk in the fridges too, and everyone will be given a school water bottle.

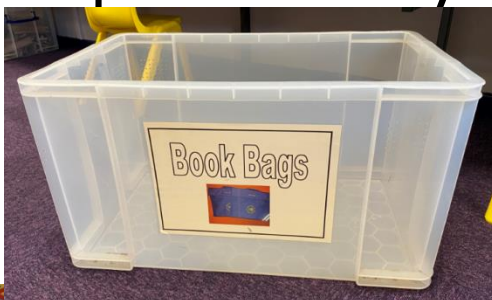
Toilets

These are the toilets we can use at school.



Coats, bookbags and your tray

You will put your coat on one of the pegs- we will help you to find your name. Book bags all go in this big box. You will have your own yellow tray where you can put your cardigans and jumpers, and anything special that you make.



Lunch time



At lunchtime we can have a school dinner or a packed lunch.

We eat our dinner in the school hall.

We choose our own tray and knife and fork, then go to the ladies to get our food.

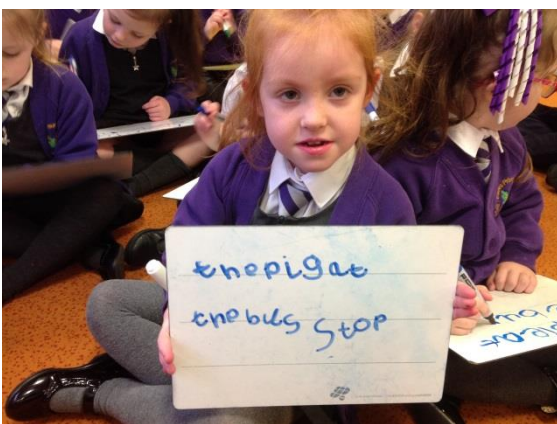
We go into the hall before other classes, so it is nice and quiet when we start to eat our dinner.

Our learning environment



Our classroom has lots of wonderful areas. You can spend some time choosing what you would like to do. At some parts of the day you will get to work on some busy jobs with the adults in class.







Our FS2 garden...





Sometimes we also explore in our woodland garden at the back of our school...



Bear Club



In FS2 you will become part of the Bear Club.

You will receive a special Bear who belongs to you. Bear is so special because it can live at home with you and you can also bring it to school.

Bear is your special friend and will help you get ready to start FS2 - you can show Bear all the things you can do by yourself, like put your coat on or wash your hands.



Every child is unique and special...

Welcome to Foundation Stage 2 at Eaves Primary School

We hope that during your child's time with us he/she will make good progress and become a trusted and valued member of our school community.

We also hope that you too will enjoy the time you are connected to our school.

At Eaves Primary School we firmly believe that where parents and school staff work closely together, children settle more quickly and easily into their new environment. We look forward to meeting with you and sharing in this very important time in your child's life.

Remember that all children are different and that they do not develop and learn at the same rate. Each child is an individual and has his/her own needs.

At Eaves Primary School we will work with you and your child, enabling learning to take place which meets the needs of your child. Every child is special to us.

We hope that you find this booklet useful and that it enables you to gain an insight into the workings of the Foundation Stage at our school.

We strive for 'Excellence in Everything' and we look forward to starting this exciting learning journey with you and your child.

We have included lots of resources that you may find useful in helping to prepare your child for starting school.

EYFS

In FS2 the children will work through a planned educational programme of activities which will lead them towards the Early Learning Goals. They will learn and develop ideas and skills through areas of learning including:

Prime Areas

Personal, Social and Emotional Development
Physical Development
Communication and Language

Specific areas

Literacy
Mathematics
Understanding the World
Expressive Arts and Design

Our aim is to enable your child to become self-confident, relaxed and happy in a supportive and caring environment.

A large part of FS2 is learning to be with others both in work and play. Children learn to socialise, to share and take turns, to put equipment away and to become responsible for their belongings. This helps your child to become a reliable, independent person who will have confidence in his/her own ability.

Self confidence is the key to learning and this can be developed by encouraging your child to become independent and praising any achievement no matter how small it may seem.

Why play is important...

Play is a very important learning process. It is the means by which your child will discover and adapt to the world around him/her and so develop intellectually. Children are born ready, able and eager to learn. They actively reach out to interact with other people and in the world around them. Development is not an automatic process. It depends on each unique child having opportunities to interact in positive relationships, enabling environments and to engage in purposeful play!

There are different sorts of play: practising skills; social play; make-believe and dramatic play.

Skills which can be developed through play:

- Talk and converse with others
- Concentrate and develop listening skills
- Follow instructions
- Negotiate plans and formulate ideas
- Share and enjoy books, deepening their knowledge of letters, sounds and words
- Learn tolerance and co-operation as they develop an awareness of others
- Children share space and resources and learn to tidy up after themselves
- Self-help skills e.g. going to the toilet, putting on own aprons, coats etc.
- Home play enables children to explore the world and begin to see things from others' point of view

Uniform

At Eaves Primary School we do adhere to a strict dress code and our children are proud to wear our uniform.

Uniform can be purchased from Whittakers Schoolwear, 38 Bridge Street, St Helens WA10 1NW. Telephone: 01744 451 812.

Essential uniform items for girls and boys are:

| Shirt | White |
|---------------------------|---|
| Tie | Purple and grey striped |
| Skirt/ pinafore/ trousers | Grey |
| Jumper or cardigan | Purple v necked with school logo (no round necks) |
| Shoes | Black |
| Socks | Grey or black (white if wearing a dress or skirt) |
| Book Bag | School specific with logo (this is compulsory) |
| Summer: | Purple checked summer dress or grey shorts |

PE Kits

| PE top | White |
|----------------------------|-------------------------|
| PE shorts and jogging suit | Black |
| PE pumps | Black |
| PE bag | Purple with school logo |

Please ensure that your child has a coat/waterproof jacket in school at all times. We invite you to send your child with a pair of wellies (**clearly labelled**). This will allow them to access the outdoor provision in all weathers and we really do enjoy splashing in the puddles!

Please ensure that all items of uniform are clearly labelled.

Snack time

Children receive a snack of fruit and milk each day which they can access through the continuous snack system at any point throughout the day.

Please let us know if your child does not drink milk. There is a £6 charge for this milk which can be paid when the children start school.

Foundation Stage Two children have continuous access to the outdoor provision and so do not have a morning playtime. Due to this, children will not need to bring a snack into school.

Lunch time

Your child can either have a school dinner (universal free school meals) or bring a lunchbox.

We need to know as soon as possible if your child is going to access school dinners as all meals are pre-ordered.

For those children having packed lunches - please do not send a large amount of food in their lunchbox, they can be overwhelmed with the choice.

We also ask you not to send cans or fizzy drinks in as we are a healthy school.

Allergies and Medical Conditions

If your child has any **medical conditions** please ensure that the staff are aware of them.

It is also very important that we are aware if your child has any **allergies** - not only to food but substances i.e. soap. In the Early Years we encourage the children to explore a variety of materials using all of their senses and provide them with lots of opportunities to do so.

Timings of our school day

Our school day begins at 8.45am and finishes at 3.15pm. Our lunchtime is 12.00pm-1.00pm.

In the mornings the children need to enter through the Foundation Stage Two door.

The children can be collected at the Foundation Stage Two door where they are dropped off in the morning.

We don't let children go until we see a parent or the person who we know is picking them up.

If there is somebody different collecting your child, please contact the school office in advance.

Wrap Around Care- Care Club

Our Breakfast Club and Activity Club (after school provision) is flexible and you can access this provision for as many or as few sessions as you choose.

At our school, the Breakfast Club commences at 7.45am and runs until 8.45am when the school day commences.

We have our After School Activity Club which provides wrap around care at the end of the school day and includes a snack. This runs from 3.15pm-5.15pm

If you require breakfast or after school club provision - please ask to speak to Mrs McKenna (school office).

Please note that this provision is in high demand and it is advised you contact the school office in advance at your earliest convenience.

- Encourage your child to make marks, draw lines and create patterns.
- Encourage your child to use a variety of writing equipment e.g. pencils, crayons, chalks, felt tips etc.
- Children enjoy using different papers with their different colours and textures, e.g. rolls of wall paper, old envelopes, old birthday cards, paper bags, cereal packets etc.
- Encourage your child to write their own name and other familiar letters. Don't worry if the letters are not correctly formed just yet- we will get there together!

Ways to help your child at home...

- Encourage your child to look for numbers on things around him / her, e.g. shoe sizes, prices in supermarkets, car registration numbers etc.
- Make use of everyday objects to help your child understand the meaning of numbers: e.g. count piles of buttons, shells, sweets, etc. onto polystyrene trays.
- Count things during your day e.g. buttons on a coat, cups on a table, people in a queue, up to ten. Always try to use items which your child can touch as they count.
- Play games which encourage your child to look carefully at shape, patterns and colours using such things as dominoes, jigsaws, lotto, snakes and ladders etc.
- Look at shapes in the environment and talk about them; circles, squares, triangles and rectangles, e.g. look at wheels, doors, windows etc.
- When shopping, baking and having a bath, there will be endless opportunities to increase your child's mathematical vocabulary.
- Sing number rhymes i.e. 5 little ducks, 10 green bottles.
- Does your child understand words that indicate size, such as big, large, small, short, tall, long? Maybe you could find pictures that demonstrate these and talk with your child about these differences.
- Matching and sorting games increase your child's powers of observation
- See how many colours your child knows. Can you find two things that are red, four that are green etc.

- Talking to children is the best way to develop their language, but remember talk with them not at them!
- Encourage questions and try to answer them. If you don't know the answer don't be afraid to say so and why not try to find out the answer together?
- Sing nursery rhymes together and see if your child can remember them.
- Talk as you visit places together, like the bank, supermarket etc.
- Encourage your child to listen to stories that you tell.
- Tell your child what you have been doing during the day.
- Listen to things they have been doing during the day. Play games together.

Ways to help your child at home...

- It is very important to read stories to your children. Share books and show that they are a pleasure!
- Let your child see you reading and that you take care of books.
- Encourage your child to respect and take care of their own books.
- In FS2, the children will bring home a reading book to share with you once they are settled in and we have completed our initial assessments.
- We encourage you to read with your child everyday and record how they are doing in their reading diaries. Practitioners in FS2 check the reading diaries on a daily basis.
- Try to give your child a wide variety of books and not just the reading book he/ she brings home! We love to read in their reading diaries about other story books you have shared together.
- Visit the Library together - this can be great fun!